







TIC-TAC-TOE CHALLENGE: ADVANCED LEVEL

Play the appropriate note(s) to claim the square. Complete 3 squares in a row vertically, horizontally, or diagonally then submit your card (along with pictures or videos of your squares) on austinsviolinshop.com or return it to our Shop to be entered to win. Three winners will be selected! Earn one entry for a win and additional entries for each square completed whether you win or lose.

X: _____ O: _____

<p>Play a three octave A natural minor scale (2 half notes per note)</p>	<p>Play any G with the following rhythm:</p> 	<p>Play a three octave E melodic minor scale (1 quarter note per note)</p>
<p>Play any F# with the following rhythm:</p> 	<p>Play a three octave A Major scale (1 quarter note per note)</p>	<p>Play any Bbb with the following rhythm:</p> 
<p>Play a three octave Eb Major scale (2 half notes per note)</p>	<p>Play any Cb with the following rhythm:</p> 	<p>Play a three octave G harmonic minor scale (1 half note per note)</p>

